


Series 88 & 89



3-piece body style with double union end. High pressure ball valves for pressures to 4500 psi, temperatures to 450°F

88 Standard Bore

89 Full Bore



VALBOL Series 88 standard bore and 89 full bore three-piece ball valve is designed to handle high Pressure applications beyond the capabilities of the 44 line of valves. Valve is designed to ANSI B16.34 specifications.

This means a very strong and tough valve that can handle high pressure and unforeseen piping strains with a seat design that assures bi-directional tight shutoff and adjusts automatically for changing pressures and temperatures.

The stem seal design, consisting of a variety of optional materials Like live-loaded PEEK and C/Fill thrust bearings and seals which significantly increases valve cycle life over conventional ball valves and extends time between adjustments.

Features

Size range of 1/2" to 2.1/2"

Temperature range of -50 to 525 degrees F

Pressure rated high vacuum to 4500 PSIG

Three piece body style with double union end

Forged of carbon steel, stainless steel, and others upon request

Full port through 1-1/2"

End configurations include threaded, socket weld, butt weld, tube ends

Multiple end connections, seat & seal combinations

Features which make this tough reliable ball valve so unique include tight shut-off, smooth two-way flow, advanced seat material, a variety of interchangeable end connections.

A variety of pipe ends, including socket weld, screw ends, butt weld or any combination of these, enables Series 88 & 89 valves to be adapted to fit standard and more unusual piping situations. Series 88 & 89 valves can also be welded in place fully assembled with extended weld ends.

The range of seat material includes Delrin and Peek. These seats easily handle a great majority of industrial fluids with temperatures from -20°F to 450°F including chemicals, petrochemicals, petroleum products, etc.

Bi-Directional Sealing

Series 88 & 89 three-piece double union ball valves are designed to seal bi-directionally against resilient seats. The relief slots assist in downstream sealing and reduce torque. The ball is forced to the downstream side under pressure and forced against the downstream seat to effect and maintain a seal. Consequently, the valve will give bubble-tight shut-off throughout a long in-service life.

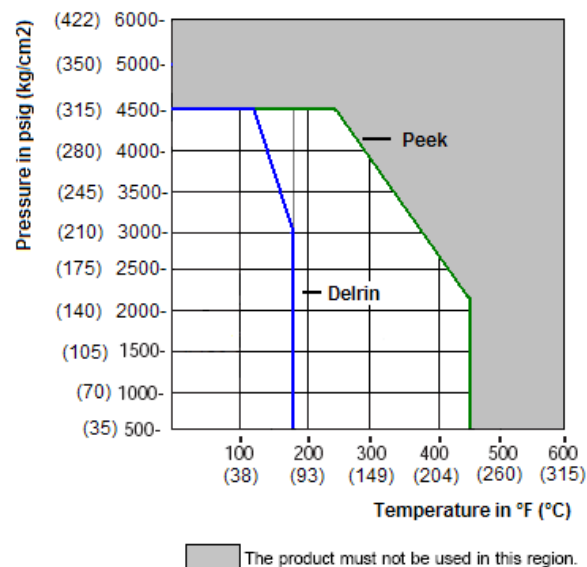
Automation

VALBOL offers a complete line of pneumatic and electric automation packages for Series HP44 valves. Both pneumatic and electric packages are offered for on/off control. Available options include:

- Failsafe operation
- Top mounted limit switches
- Proximity switches
- Single and double acting
- TYPE 4, 4x, 7 and 9 enclosures
- Remote position indication
- Electronic positioners
- Single loop, PID controller
- Computer interface

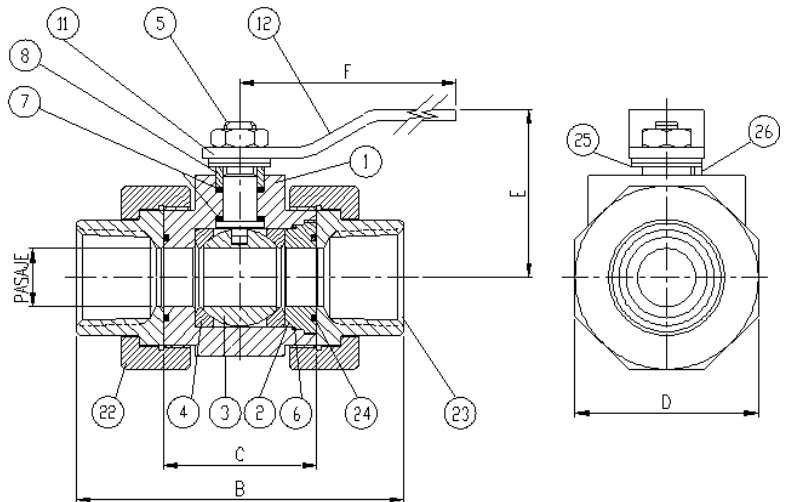
Before the actuator can be sized for any given valve application, the operating torque required for the valve must be determined. The operating torque of the ball valve is influenced by a number of factors, some are design and materials related, others are application and service conditions related. Design related factors include the type and material of the valve seats, while application factors include system pressure, media and frequency of operation. For complete valve operating torque data refer to the torque curves given for each seat material and provide the correction factors for media and the type of service such as on-off operation, cycle frequency, etc.

SEAT PRESSURE/TEMPERATURE RATINGS



Part identification and Materials

- 01 – Valve Body, Carbon Steel, Stainless Steel
- 02 – Plug, Carbon Steel, Stainless Steel
- 03 – Ball, 316 Stainless Steel
- 04 – Seats, PTFE, Delrin, Peek.
- 05 – Stem , 316 Stainless Steel.
- 06 – Body Seals, PTFE.
- 07 – Thrust Bearing, RTFE.
- 08 – Stem Seal Follower, 304 St.St.
- 11 – Retaining nut, CS.
- 13 – Retaining nut, CS plated
- 12 – Handle, CS plated
- 22 – Union, Carbon Steel, Stainless Steel
- 22 – Ends, Carbon Steel, Stainless Steel.



Dimensions

Diam.	Bore	B	C	D	E	F
½" & ¾"	.56	3.93	1.94	1.87	1.99	5.82
1"	.81	4.5	2.19	2.19	2.41	6.9
1.1/4"	1	4.94	2.36	3.15	2.6	6.9
1.1/2"	1.25	5.37	2.5	3.06	2.78	6.9
2"	1.5	6.87	3.93	4.17	3.76	6.9
2.1/2"	2	7	3.93	5	5.22	8.26

Ordering instructions

1.Model	2.Size	3.Options	4.Body	5.Ball & Stem	6.Seat	7.Body Seals	8.Ends	9.Operator
88	05-DN15 (1/2")	0-Standard 1-More than one	4 – C. Steel 6 – SS316	6 – SS316	Y – Delrin H – Peek	B – Nitrile Buna E – EPR N – Neoprene T – PTFE V – Viton	B – BSPT N – NPT S – SW pipe T – SW tube V – BW tube W – BW pipe X – Ext. BW	A – Actuator M – Wrench N – Bare stem
89	07-DN20 (3/4") 10-DN25 (1") 12-DN32 (1.1/4") 15-DN40 (1.1/2") 20-DN50 (2")	A-Antistatic F-Fire Safe H-High pressure J-Extended Stem L-B7 bolting M- W/male threads P-Relief hole Q-Vacuum Service R-Spring return handle S-SS bolting & accs.						

Example

1	2	3	4	5	6	7	8	9
88	07	H	4	6	Y	B	N	M



Válvulas Worcester de Argentina S.A.
 Osvaldo Cruz 3333 - (C1293DL) Buenos Aires - Argentina
 Tel: 54(11)4303-0037 Fax: 54(11)4301-8694
 mail:mail@valbol.com Internet: www.valbol.com

Bul. VBH44/3 03-2